

S4 Subjects Selection & Allocation

Parents' Day (2017-02-19)



# Parents' Day (2017-02-19)

HKDSE 2016

JUPAS 2016



School-based measures of S4 subject allocation in 2017-18



# Parents' Day (2017-02-19) – Part 1

The logo for the Hong Kong Diploma of Secondary Education (HKDSE) is a blue rounded square with white Chinese characters '香港中學文憑考試' and 'HKDSE' in yellow below them.

香港中學  
文憑考試  
HKDSE

HKDSE 2016

The logo for the Joint University Programmes Admissions System (JUPAS) is a circular emblem with a red and black graduation cap in the center. The text 'JOINT UNIVERSITY PROGRAMMES ADMISSIONS SYSTEM' is written around the top inner edge, and 'JUPAS' is written in bold black letters at the bottom.

JOINT UNIVERSITY PROGRAMMES ADMISSIONS SYSTEM  
JUPAS

JUPAS 2016

# HKDSE 2016 - HKEAA

Total number of registered candidates is around 68,100 (74,131 in 2015).

57,127 (61,136 in 2015) of them are day school candidates – a decrease of 8% as compared to last year.

A total of (41,527 in 2015) candidates obtained level 2 or above in five subjects including Chinese Language and English Language (71.2% of day school candidates – an increase of 1.7% as compared to last year).

The percentage of day school candidates who have met the general entrance requirements for local undergraduate university programmes is 42.2% (40.3% in 2015).

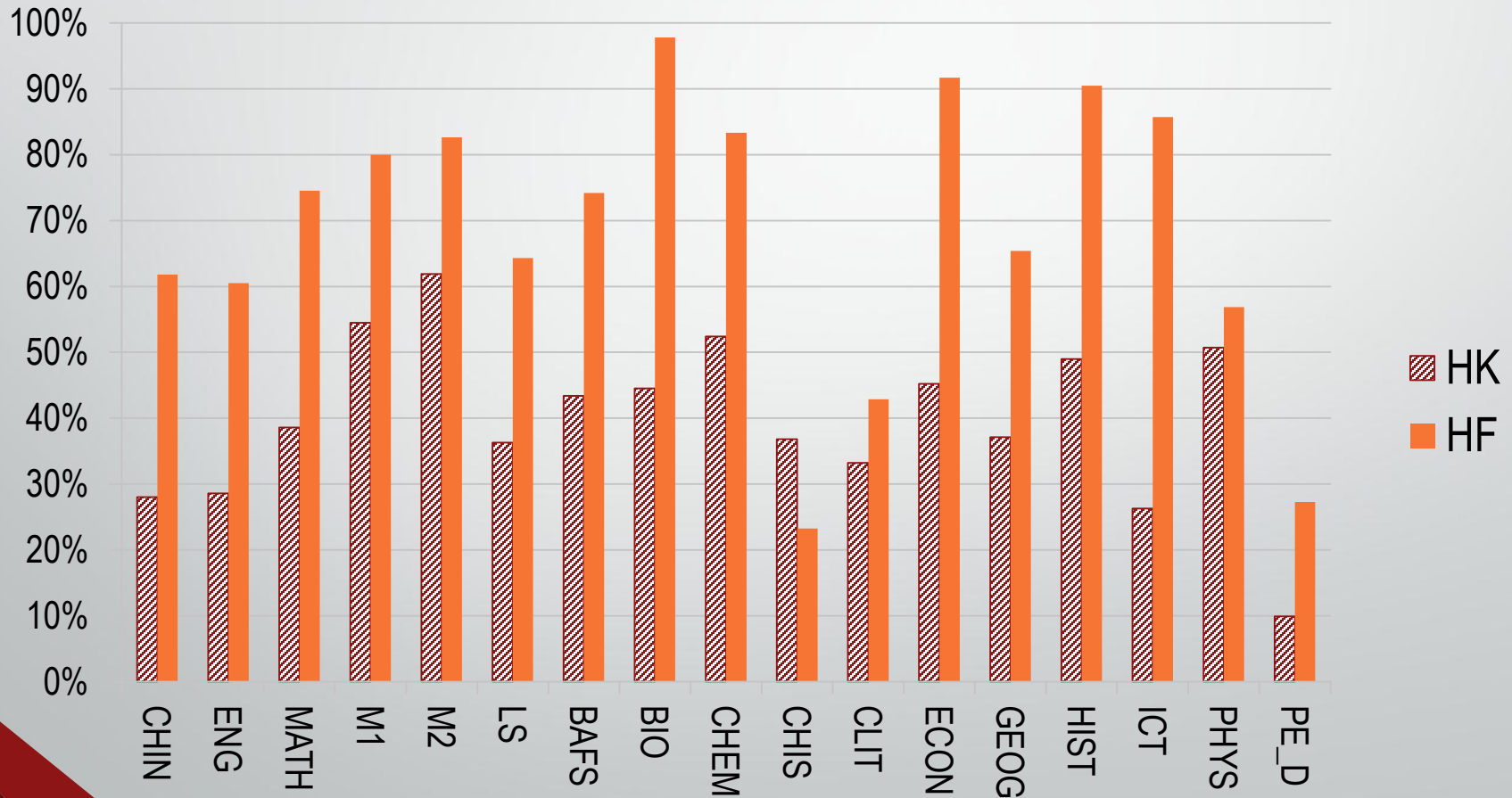


# HKDSE Results of HF Students in 2016

Performance in HKDSE 2016	HF (%)	HK (%)
Students eligible for degree programmes (“33222”)	88.5%	42.0%
English Language (Level 3 or above)	98.7%	55.1%
Chinese Language (Level 3 or above)	90.4%	55.2%
Mathematics (Compulsory Part) (Level 2 or above)	98.1%	81.3%
Liberal Studies (Level 2 or above)	100%	89.4%
Percentage of students with a subject score of level 4 or above (excluding M1 and M2)	66.8%	35.5%
Percentage of students with a subject score of level 5 or above (excluding M1 and M2)	31.3%	12.5%

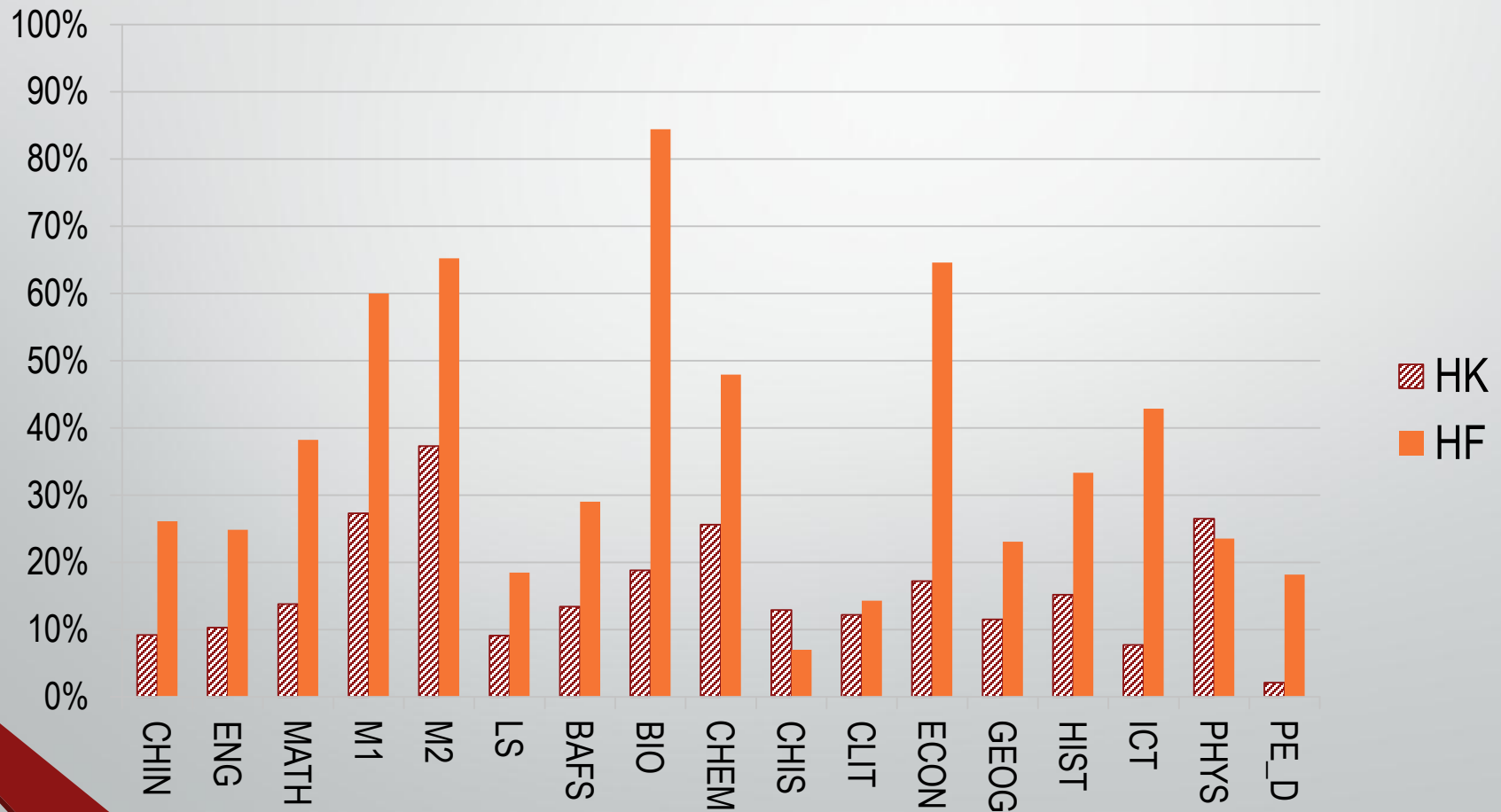
# HKDSE Results of HF Students in 2016

Attaining level 4 or above



# HKDSE Results of HF Students in 2016

Attaining level 5 or above



# JUPAS statistics

Year	Total no. of applicants	No. of Main Round offers - including degree / associate degree / higher diploma	No. of Main Round offers - degree ONLY
2012	64,450	16,619 (25.79%)	14,848 (23.04%)
2013	69,172	18,239 (26.28%)	14,746 (21.24%)
2014	63,678	19,657 (30.75%)	16,083 (25.16%)
2015	58,654	21,297 (36.14%)	17,609 (29.89%)
2016	53,503	22,164 (41.21%)	18,234 (33.90%)
2017	48,195		



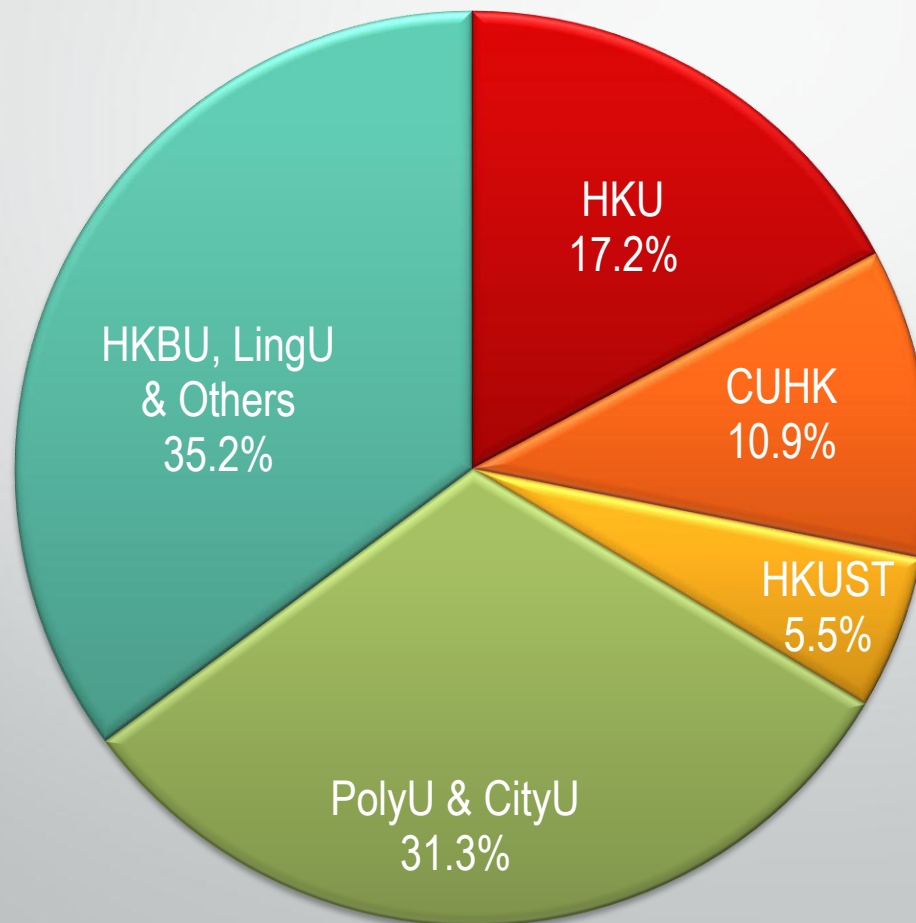


# JUPAS Offer Result of Ho Fung S6 Graduates 2016

<b>Tertiary Institutions</b>	<b>Degree</b>	<b>Sub-degree</b>	<b>Total</b>
HKU	22	0	22
CUHK	14	0	14
HKUST	7	0	7
PolyU	15	5	20
CityU	19	1	20
HKBU, LingU and Others	45	0	45
<b>Total</b>	<b>122</b>	<b>6</b>	<b>128</b>

# JUPAS Offer Result of Ho Fung S6 Graduates 2016

**JUPAS Offer (2016) : 128 offers**



# Parents' Day (2017-2-19) – Part 2



School-based measures of S4  
subject allocation in 2017-18

# Class Structure (2017-18)

Form	No. of classes	Estimated no. of students in each class	Estimated no. of students
S1	4	33	132
S2	4	33	132
S3	4	33	132
S4	5	27	135
S5	5	28	140
S6	5	26	130
<b>Total</b>	<b>27</b>		<b>801</b>

## Advantages:

- cater for learning diversity
- enhance learning & teaching
  - classroom learning
  - language learning
  - school-based assessment
- more choices of elective subjects for students in senior forms

# S4 Curriculum (2017-18)

## S4 Curriculum

- 4 Core subjects (Chinese, English, Mathematics, Liberal Studies)
- 3 elective subjects
- Other Learning Experience (PE, Moral and Aesthetic Development)

1	2	3	4	5	6	7	8	9	10
BIO	CHEM	PHYS	ICT	BAFS	ECON	CHIS	CLIT	GEOG	HIST

### Music

- Joint school program funded by DLG
- After school tutoring (Ms Yeung)

### Visual Art

- After school tutoring (Mr. Hsu)

### PE

- After school tutoring (Mr. Chu and Ms Li)

### APL courses (S5 – S6)

- Funded by DLG
- Coordinator: Mr. Fung
- **Application date:**  
April of each year  
(while studying S4)

# Elective Subjects in S4 (2017-18)

1	2	3	4	5	6	7	8	9	10
BIO	CHEM	PHYS	ECON	GEOG	BAFS	ICT	CHIS	CLIT	HIST

Two groups

One group

	4A	4B	4C	4D	4E
	CHI	CHI	CHI	CHI	CHI
	ENG	ENG	ENG	ENG	ENG
	MATH	MATH	MATH	MATH	MATH
	M1 (4B & 4C only) or M2 (4D only)				
	<b>LS</b>				
<b>X1</b>	GEOG	ECON	BAFS	PHYS	BIO
<b>X2</b>	CHEM	PHYS	ECON	CHIST	GEOG
<b>X3</b>	BIO	CHEM	ICT	CLIT	HIST

# School Policy on Study of Elective Subjects (2017-18)

## S4

- All students are required to study 3X.
- Students of order of merit within the last 30 may opt to study 2X.

## S5

- Top 60% of students are required to study 3X. Except those studying M1 or M2, they are not allowed to drop an elective subject.
- Other students may opt to study 2X.
- Quota of dropout of each elective subject is 25% of number of students taking the subject

## Criteria for Allocation of S4 Elective Subjects (2017-18)

“Academic Performance” AND “Student Preference”

Quota for each X1 elective is 28

Quota for each X2 and X3 is 28 with feasible allowance of at most 2

- Popular X2 and X3 subjects may be allocated to students having high priority on the subjects AND high ranking in the subjects up to the ceiling of 30.



# Criteria for Allocation of Music, VA and PED (2017-18)

Students opting to take Music / VA / PED are required to study two other elective subjects instead of three.

Student(s) have to fill in separated application form showing clearly his/her rationale and objective(s).

Only limited places from each of these subjects are provided to students at discretion of the subject departments.

- ◆ Students should have talent and demonstrated remarkable ability in the subject concerned.
- ◆ Students having intention to study VA or PED should have S3 annual score higher than 80 in the subject concerned.
- ◆ Quota:
  - Music: 2
  - VA and PED: 5

## Criteria for Allocation of M1 or M2 (2017-18)

### M1 (Calculus and Statistics)

- Students studying
  - X1 Economics (4B) or
  - X1 BAFS (4C)
- Preferably with score of 50 or above in the annual result of Mathematics

### M2 (Algebra and Calculus)

- Students studying
  - X1 Physics (4D)
- Preferably with score of 50 or above in the annual result of Mathematics

# Choosing M1 or M2

## M1 or M2

- Counted as **one elective subject** by UST, CUHK, CityU and certain departments of local tertiary institutions.
- Treated as a “**preferred subject**” by certain departments of local tertiary institutions, such as departments of science, engineering and business.
- Usually treated as a “required component in Mathematics” by **oversea** tertiary institutions.

# Studying LS in English (2017-18)

Student choice

Quota: 28

Group size of at least 10 students is required

Rank in S3 annual English score within top 50%

Selection may be required upon discretion of the school

# Information to be entered in the application form

## Order of preference in studying

- elective subjects (10 choices)
- M1 / M2 (if any)

## Optional choices:

- Application for studying Music / Arts / P.E.
- Intention for studying 2 elective subjects
- Intention for studying LS in English

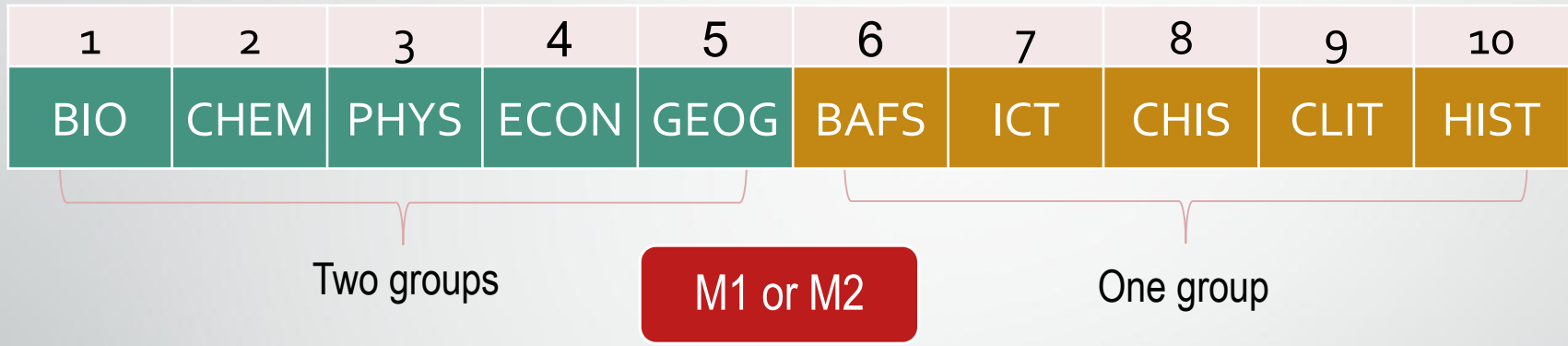
# Allocation of elective subjects in S4 in 2016-17

Total no. of S3 students promoted to S4 = 134

		Number of students					Total	Percentage
		4A	4B	4C	4D	4E		
S3 students allocated with top 3 preference		17	19	11	30	23	100	74.6%
S3 Students not allocated within top 10 combinations		4	0	5	0	1	10	7.5%
1	S3 students' 1st preference allocated	24	25	16	30	28	123	91.8%
2	S3 students' 2nd preference allocated	22	25	17	29	26	119	88.8%
3	S3 students' 3rd preference allocated	21	23	17	29	26	116	86.6%
4	S3 students' 4th preference allocated	4	5	6	0	4	19	14.2%
5	S3 students' 5th preference allocated	4	2	0	0	2	8	6.0%
6	Out of the 5th preference	15	7	22	2	1	47	
		<b>90</b>	<b>87</b>	<b>78</b>	<b>90</b>	<b>87</b>	<b>432</b>	



# Choosing Elective Subjects, M1 or M2



Base on personal interests and abilities

Match with personal strengths and weaknesses

Consider future study in tertiary institutions



Consider future career

Seek advice from teachers

Avoid peer influence